

Autumn term 2020 timetable user guide

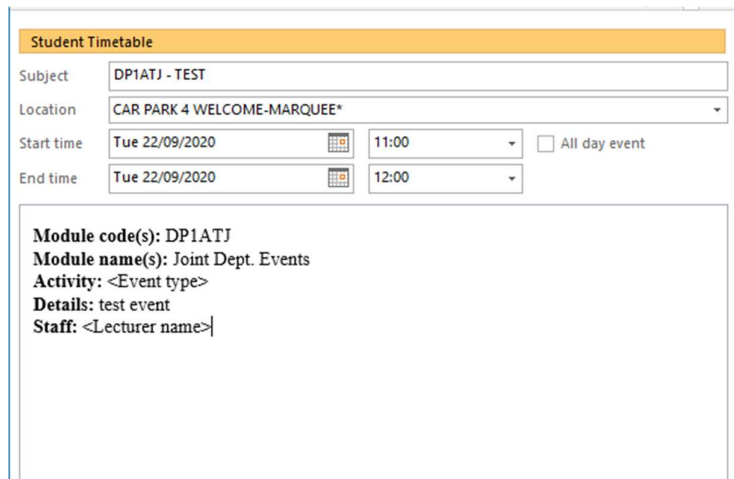
Students

You can view your [academic timetable](#) in [CMISGo](#) and your Outlook calendar.

On your Outlook calendar, your individual classes and other activities are highlighted in peach. Some of these activities are delivered live online for all students, and some take place on campus.

Activities which are being delivered online are indicated by the location:

ONLINE Online live sessions.



Student Timetable

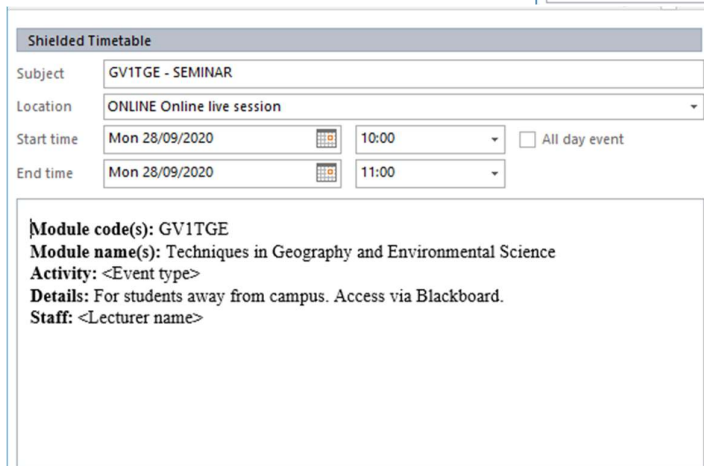
Subject: DP1ATJ - TEST

Location: CAR PARK 4 WELCOME-MARQUEE*

Start time: Tue 22/09/2020 11:00 All day event

End time: Tue 22/09/2020 12:00

Module code(s): DP1ATJ
Module name(s): Joint Dept. Events
Activity: <Event type>
Details: test event
Staff: <Lecturer name>



Shielded Timetable

Subject: GV1TGE - SEMINAR

Location: ONLINE Online live session

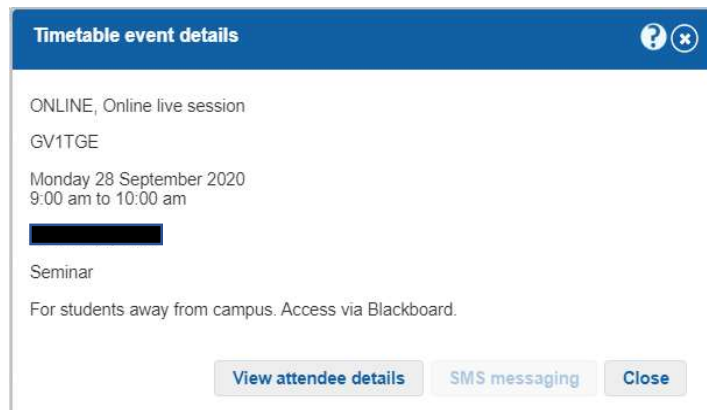
Start time: Mon 28/09/2020 10:00 All day event

End time: Mon 28/09/2020 11:00

Module code(s): GV1TGE
Module name(s): Techniques in Geography and Environmental Science
Activity: <Event type>
Details: For students away from campus. Access via Blackboard.
Staff: <Lecturer name>

For all on-campus activities, you may also see a corresponding online activity highlighted in grey. The online activities in grey have been set up specifically for students who are unable to attend classes on campus. They are live so you will need to attend at the scheduled time, as you would for a session on-campus. These sessions will not be recorded, except in certain specific circumstances.

There is no colour-coding on CMISGo. Activities for students who are unable to attend classes on campus can be identified by the text in the body of the event which says "For students away from campus. Access via Blackboard."



Timetable event details

ONLINE, Online live session

GV1TGE

Monday 28 September 2020
9:00 am to 10:00 am

Seminar

For students away from campus. Access via Blackboard.

[View attendee details](#) [SMS messaging](#) [Close](#)

The member of staff running each online teaching session will invite all students registered on that module to attend. However, **you only need to join the online session if you are unable to attend the corresponding scheduled activity on-campus.** If you have any queries about how to access the online sessions, please contact your Module Convenor.

Further information about all of your learning and activities within each of your modules is published on [Blackboard](#).

Departmental events, events for multiple programmes and year groups, and activities such as careers fairs will appear in your Outlook calendar in pink.

Departmental Event

Subject: TALK

Location: CAR PARK 4 WELCOME-MARQUEE*

Start time: Tue 22/09/2020 17:00 All day event

End time: Tue 22/09/2020 18:00

Activity: TALK
Details: test event
Staff: <Lecturer name>

Staff

You can view your [academic timetable](#) in [CMISGo](#) and your Outlook calendar.

On your Outlook calendar, your classes are highlighted in teal. Activities which are being delivered online are indicated by the location:

ONLINE Online live sessions.

Lecturer Timetable

Subject: DP1PLDE - TEST

Location: CAR PARK 4 WELCOME-MARQUEE*

Start time: Tue 22/09/2020 15:00 All day event

End time: Tue 22/09/2020 16:00

Module code(s): DP1PLDE
Module name(s): Departmental Events
Activity: <Event type>
Details: test event
Staff: <Lecturer name>

Room Booking

Subject: This is a test room booking.

Location: EDITH-MORLEY SC-Small-Student-Interview*

Start time: Wed 23/09/2020 18:00 All day event

End time: Wed 23/09/2020 19:00

Room Booking ID: 25010828

Room bookings are highlighted in purple.